



ALTA
WINDOW FASHIONS
design simplified

VERTICAL BLINDS

Pricing effective April 17, 2023 and supersedes all previous pricing.
Subject to change by Alta Window Fashions.

SUMMARY OF REVISIONS

11-15-22 Revisions:

Page 6 Change to how the louver insert is priced

11-1-22 Revisions:

Page 7 Replaced picture of Gray wand with picture of the White wand

TABLE OF CONTENTS

Product Overview

- Collection Information 2

Pricing Information

- Vertical Price Groups 1 & 2 3
- Vertical Price Groups 3 & 4 4
- Vertical Price Groups 5 & 6 5
- Auxiliary Components – Vanes, Valances, Headrail Only 6

Product Specifications

- Size Standards & Finished Dimensions 7
- Headrail System 7
- Safety Wand Control System 7
- Cord & Chain Control System 7
- Valances 8
- Vanes 9
- Replacement Vanes 9
- Vane Count & Stacking Space Chart 10
- S-Curve Vane View 11

Product Components Guide – product components pages are now featured in a separate guide for quick reference. [Click here to view.](#)

Oversize Common Carrier Delivery

All orders with any quantity of shades or blinds or any continuous valance 90" or more in width (or Vertical blinds over 90" in height) are considered oversize. Therefore, a net shipping charge per oversized unit will be assessed.

Oversized orders that require expedited shipping will be quoted and charged accordingly.

Please see General Information for additional freight and shipping charge information.

Ansi standards require that warning labels are attached on the front face of the headrail when cord and chain controls are requested. Wand tilt / draw is recommended if a valance is not being installed.

Warning hang tags are also attached to tension devices and accessible cords and chains.

COLLECTION INFORMATION

Fabric Family Name	Price Group	Flame Resistant Passes the NFPA #701 Small Scale Test	Fabric Content	Free Hang or Inserted	Care Code	Light Control
Cantina Romana	3	NO	100% Polyester	Free Hang & Inserted	1 & 3	B
Carleton	4	NO	100% Polyester	Free Hang & Inserted	1 & 3	B
Cava	3	NO	100% Polyester	Free Hang & Inserted	1 & 3	B
Clement	3	NO	100% Polyester	Free Hang & Inserted	1 & 3	B
Clement Blackout	6	NO	100% Polyester	Free Hang Only	1 & 3	D
Falmouth Blackout	6	NO	100% Polyester	Free Hang Only	1 & 3	D
Miramar	5	NO	100% Polyester	Free Hang & Inserted	1 & 3	B
San Simeon	4	NO	100% Polyester	Free Hang & Inserted	1 & 3	B
Vermont	5	NO	100% Polyester	Free Hang & Inserted	1 & 3	B

PVC Family Name	Price Group	Flame Resistant Passes the NFPA #701 Small Scale Test	Content	Free Hang or Inserted	Care Code	Light Control
Antiquities	2	YES	PVC	Free Hang	1 & 2	D
Belize Bay S-Curve	3	YES	PVC	Free Hang	1 & 2	D
Column	2	YES	PVC	Free Hang	1 & 2	D
Curved	1	YES	PVC	Free Hang	1 & 2	D
Doheny	2	YES	PVC	Free Hang	1 & 2	D
Elegance	4	YES	PVC	Free Hang	1 & 2	D
Environs	2	YES	PVC	Free Hang	1 & 2	D
Origins S-Curve	3	YES	PVC	Free Hang	1 & 2	D
Prairie	2	YES	PVC	Free Hang	1 & 2	D
Prose	3	YES	PVC	Free Hang	1 & 2	D
Ribbed Curved	2	YES	PVC	Free Hang	1 & 2	D
Sublime	2	YES	PVC	Free Hang	1 & 2	D
Summer Day	5	YES	PVC	Free Hang	1 & 2	D
Sutton S-Curve	3	YES	PVC	Free Hang	1 & 2	D
Terra Bella	2	YES	PVC	Free Hang	1 & 2	D
Textured	4	YES	PVC	Free Hang	1 & 2	D
Ultimate	2	YES	PVC	Free Hang	1 & 2	D
Venture	3	YES	PVC	Free Hang	1 & 2	D
Windfall S-Curve	3	YES	PVC	Free Hang	1 & 2	D
Wood Texture	3	YES	PVC	Free Hang	1 & 2	D
Wood Tones	3	YES	PVC	Free Hang	1 & 2	D

Care Method 1

Dusting with a feather, or synthetic, non-abrasive, material duster is recommended for all vertical vane surfaces which are lightly soiled.

Care Method 2

Wiping with a soft, damp sponge or cloth, of non-abrasive material, with lukewarm water is recommended for all vinyl vertical vane surfaces.

Care Method 3

Vacuuming with a soft bristle vacuum cleaner brush attachment is recommended for all fabric vertical vane surfaces.



A. Sheer

Softly filters light and reduces glare. Images, shapes and people can be seen clearly. Provides the least amount of light and shape screening.



B. Semi-Sheer

Filters strong light. Images, shapes and people can be seen with some clarity. Provides a modest degree of light and shape screening.



C. Semi-Opaque

Significantly reduces light. Images, shapes and people cannot be seen clearly. Provides a moderate to strong degree of light and shape screening. Darker colored materials tend to provide stronger screening than lighter colored materials in this category.



D. Opaque

Dramatically reduces light. Images, shapes and people are not distinguishable. Provides privacy against most all direct light and shape screening (except minimal light that may seep through closed or overlapping opaque/blackout slats and vanes).



E. Blackout

Blocks out virtually all light (except light that may enter on the sides of the blind and between vanes)) for maximum privacy and darkness.

Vertical blinds are not intended for installation near heat sources such as radiators and heat registers which can potentially compromise the integrity of the vertical material, or in locations where temperatures within the window casing will exceed 120 degrees Fahrenheit, including older single pane or aluminum frame windows that conduct and amplify outside heat into the window casing.

PVC
• Curved

GROUP 1 (Valance Included)

WIDTH TO:	26"	38"	51"	63"	76"	84"	88"	101"	113"	126"	138"	151"	163"	176"	188"	192"
HEIGHT TO:																
48"	\$189	245	290	340	391	410	444	497	552	614	793	864	939	958	1022	1138
60"	196	251	304	361	418	434	473	533	591	655	842	926	998	1025	1095	1203
72"	203	267	324	383	443	463	500	563	625	692	897	978	1061	1085	1156	1282
84"	212	280	340	400	463	486	532	591	660	734	946	1031	1118	1147		
96"	244	292	355	420	489	514	554	624	689	769	959	1132	1233			
108"	249	302	371	443	514	538	581	659	728	812	1008					
120"	283	363	444	528	587	617	671	688	766	852						

- PVC**
- Antiquities
 - Column
 - Doheny
 - Environs
 - Prairie
 - Ribbed Curved
 - Sublime
 - Terra Bella
 - Ultimate

GROUP 2 (Valance Included)

WIDTH TO:	26"	38"	51"	63"	76"	84"	88"	101"	113"	126"	138"	151"	163"	176"	188"	192"
HEIGHT TO:																
48"	\$212	275	327	386	452	473	511	571	634	705	913	988	1065	1145	1216	1361
60"	226	290	347	408	486	506	544	611	679	755	981	1073	1151	1232	1313	1457
72"	239	304	374	438	511	539	586	659	730	812	1055	1148	1241	1330	1412	1583
84"	245	323	394	470	547	573	622	698	778	869	1121	1226	1323	1418		
96"	262	346	422	495	579	607	658	737	824	915	1191	1348	1510			
108"	272	355	436	516	605	635	689	778	865	961	1249					
120"	314	435	510	612	724	758	795	817	908	1009						

CONTROL AND STACK OPTIONS		
Stack Options	Control Locations	Control Options
One Way Right or Left	Same side stack & control	Cord and Chain or Safety Wand
Reverse One Way	Controls opposite stack Side	Cord & Chain
Split Stack	Left or Right	Cord and Chain or Safety Wand
Center Stack	Left or Right	Cord & Chain

CHAIN OPTIONS	VALANCE RETURN OPTIONS	ADDITIONAL INFORMATION
Off White Polycarbonate Bead Chain	Square Corner Returns	Min Size Available: 12" x12"
Steel Bead Chain (NPS)	Rounded Corner Returns	

PVC	FABRIC – FREE HANGING
-----	-----------------------

- | | | |
|--|--|---|
| <ul style="list-style-type: none"> • Belize Bay S-Curve • Origins S-Curve • Prose • Sutton S-Curve | <ul style="list-style-type: none"> • Venture • Windfall S-Curve • Wood Textures • Wood Tones | <ul style="list-style-type: none"> • Cantina Romana • Cava • Clement <p>For Insert add \$197 to the price of the blind</p> |
|--|--|---|

GROUP 3 (Valance Included)

WIDTH TO:	26"	38"	51"	63"	76"	84"	88"	101"	113"	126"	138"	151"	163"	176"	188"	192"
HEIGHT TO:																
48"	\$232	299	360	419	499	520	566	636	707	783	1018	1102	1191	1275	1355	1513
60"	247	318	390	457	543	569	617	692	765	856	1108	1200	1298	1392	1482	1656
72"	260	340	424	497	585	615	673	756	838	937	1210	1317	1425	1527	1626	1816
84"	274	360	446	533	624	659	722	812	904	1007	1307	1421	1541	1642		
96"	309	393	485	569	662	693	764	860	951	1062	1378	1556	1754			
108"	354	413	505	597	705	737	807	903	1004	1119	1456					
120"	394	482	576	651	734	768	840	951	1054	1174						

PVC	FABRIC – FREE HANGING
-----	-----------------------

- | | |
|--|--|
| <ul style="list-style-type: none"> • Elegance • Textured | <ul style="list-style-type: none"> • Carleton • San Simeon <p>For Insert add \$197 to the price of the blind</p> |
|--|--|

GROUP 4 (Valance Included)

WIDTH TO:	26"	38"	51"	63"	76"	84"	88"	101"	113"	126"	138"	151"	163"	176"	188"	192"
HEIGHT TO:																
48"	\$267	346	422	486	583	614	672	758	840	929	1203	1311	1420	1513	1615	1803
60"	290	369	462	543	648	685	752	841	932	1033	1340	1456	1576	1687	1792	2006
72"	304	400	506	605	715	756	832	933	1038	1156	1494	1624	1758	1882	2003	2239
84"	324	432	539	645	764	809	899	1010	1121	1250	1626	1761	1902	2044		
96"	356	480	593	693	807	858	948	1066	1192	1318	1714	1933	2176			
108"	384	511	634	737	869	914	1000	1121	1250	1395	1810					
120"	467	621	741	881	1042	1095	1149	1186	1319	1463						

CONTROL AND STACK OPTIONS		
Stack Options	Control Locations	Control Options
One Way Right or Left	Same side stack & control	Cord and Chain or Safety Wand
Reverse One Way	Controls opposite stack Side	Cord & Chain
Split Stack	Left or Right	Cord and Chain or Safety Wand
Center Stack	Left or Right	Cord & Chain

CHAIN OPTIONS	VALANCE RETURN OPTIONS	ADDITIONAL INFORMATION
Off White Polycarbonate Bead Chain	Square Corner Returns	Min Size Available: 12" x12"
Steel Bead Chain (NPS)	Rounded Corner Returns	

PVC

- Summer Day

FABRIC – FREE HANGING

- Miramar
- Vermont

For Insert add \$197 to the price of the blind

GROUP 5 (Valance Included)

WIDTH TO:	26"	38"	51"	63"	76"	84"	88"	101"	113"	126"	138"	151"	163"	176"	188"	192"
HEIGHT TO:																
48"	\$288	369	448	518	624	658	718	812	901	996	1288	1401	1519	1619	1726	1929
60"	312	394	494	581	692	732	804	903	997	1105	1431	1555	1687	1803	1920	2143
72"	326	432	542	645	764	808	890	999	1109	1236	1599	1735	1882	2013	2142	2397
84"	347	461	573	689	818	867	961	1081	1199	1339	1740	1888	2036	2187		
96"	434	514	635	744	862	915	1014	1140	1275	1409	1834	2068	2329			
108"	488	547	678	790	932	978	1072	1199	1339	1491	1933					
120"	501	667	825	985	1161	1172	1232	1271	1413	1563						

FABRIC – FREE HANGING

- Clement Blackout
- Falmouth Blackout

Insert is not available for these patterns

GROUP 6 (Valance Included)

WIDTH TO:	26"	38"	51"	63"	76"	84"	88"	101"	113"	126"	138"	151"	163"	176"	188"	192"
HEIGHT TO:																
48"	\$327	444	557	670	790	827	900	1020	1136	1261	1639	1782	1933	2077	2217	2503
60"	350	485	619	752	881	929	1014	1148	1286	1428	1859	2023	2195	2354	2511	2825
72"	383	532	678	826	968	1015	1111	1254	1401	1562	2035	2211	2401	2574	2748	3090
84"	412	572	722	881	1035	1088	1192	1350	1514	1679	2190	2383	2578	2770		
96"	497	609	780	942	1113	1173	1282	1448	1626	1808	2354	2666	2999			
108"	526	644	819	996	1180	1237	1356	1541	1726	1915	2490					
120"	598	837	1074	1306	1549	1505	1576	1634	1831	2034						

CONTROL AND STACK OPTIONS

Stack Options	Control Locations	Control Options
One Way Right or Left	Same side stack & control	Cord and Chain or Safety Wand
Reverse One Way	Controls opposite stack Side	Cord & Chain
Split Stack	Left or Right	Cord and Chain or Safety Wand
Center Stack	Left or Right	Cord & Chain

CHAIN OPTIONS

VALANCE RETURN OPTIONS

ADDITIONAL INFORMATION

Off White Polycarbonate Bead Chain	Square Corner Returns	Min Size Available: 12" x12"
Steel Bead Chain (NPS)	Rounded Corner Returns	

VALANCE ONLY

WIDTH TO:	26"	38"	51"	63"	76"	84"	88"	101"	113"	126"	138"	151"	163"	176"	188"	192"
Group 1	\$37	47	51	61	68	71	82	85	100	133	142	167	181	186	200	219
Group 2	40	47	55	61	71	76	85	92	100	137	151	177	186	195	215	238
Group 3	40	47	61	64	76	82	89	95	103	142	155	181	190	209	224	242
Group 4	44	51	68	76	85	92	100	106	116	159	167	200	219	229	242	272
Group 5	47	55	71	82	92	100	106	113	128	167	177	219	233	242	261	290
Group 6	51	58	76	85	95	103	110	116	132	173	194	224	242	252	266	319

Returns Only \$15.00 (per set)

HEADRAIL ONLY

WIDTH TO:	26"	38"	51"	63"	76"	84"	88"	101"	113"	126"	138"	151"	163"	176"	188"	192"
	\$98	131	156	192	230	243	266	303	339	380	511	562	630	683	724	740

VANE ONLY

Price Group	1	2	3	4	5	6
HEIGHT TO:						
48"	\$13	13	14	14	16	16
60"	13	13	16	16	18	18
72"	13	14	18	21	23	23
84"	13	18	20	24	25	30
96"	14	21	24	31	32	32
108"	14	25	31	33	36	36
120"	14	27	32	38	39	39

*If a fabric vane is ordered with insert, the fabric vane will price from the appropriate price group plus add the cost of \$13

PRODUCT SPECIFICATIONS

BASIC SIZE STANDARDS AND MOUNTING REQUIREMENTS

	IB	OB
Headrail	1/2" less than ordered width	Ordered Width
Vane height	1-3/4" less than ordered length	1-1/4" less than ordered height
Valance width	1" Wider than ordered width	1" Wider than ordered width
Overall Height	1/2" Less Than ordered Height	Ordered Height
Minimum Mount Depth	2"	n/a
Min Mount Depth, Flush	3-3/4"	n/a
Min Mount Depth, Flush Mount w/ Valance	4-1/2"	n/a
Minimum Mounting Surface	n/a	1-3/4"

Valance width is measured inside, return to return.

CONTROL SYSTEMS

SAFETY WAND CONTROL SYSTEM

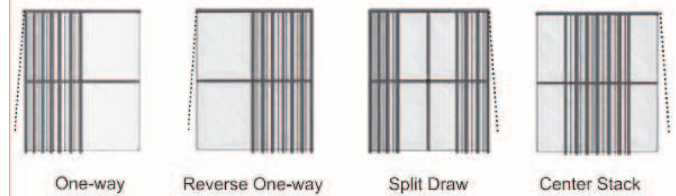
- Wand control is standard.
- Available in Gray and White.
- Child-safe wand is used to both draw and rotate louvers.
- Twist the wand to rotate vanes open and closed. Pull the wand across the blind to draw vanes back and forth.
- Built in magnets on the headrail and wand control unit provide a firm lock when blinds are drawn to the fully closed position.
- The wand operates up to 120" in height.
- You must specify desired wand length when ordering.

Blind Height	Wand Length
Up to 54"	24"
54 1/8" - 72"	36"
72 1/8" - 96"	48"
Over 96"	60"




CORD & CHAIN CONTROL

- Optional Cord and chain control
 - Off white polycarbonate or steel bead chain rotates vanes
 - Traverse cord draws the vanes across the window
- **Cord Length: 100% of the height of the vertical**
- **Chain Length: 33% of the height of the vertical**
- Must be installed with included tension device.
- Cord and Chain must be on the same side of the blind (Select Right or Left).



DECOMATIC HEADRAIL

Features	Benefits
Slimline Rail	The brushed Aluminum rail dimension is a slim 1-1/2" (depth) x 1" (height)
Self-aligning louvers	If a louver should ever become out of "sync" a simple rotation of the tilter chain re-aligns errant louvers. The louvers can be adjusted to follow the course of the sun and are an excellent way to control and direct the light
33% tighter stacking space	Provides great viewing area when inside mounted ; less stack space when outside mounted
Replaceable louver stems	Easily replace broken louver stems
Stack Release	Unique release lever allows stacked back vanes to be moved to the center of the window for easy and complete window cleaning
Stack Options	One - way, split draw, reverse one-way and center stack options
192" max width	Allows for large expanse to be covered with single headrail



PRODUCT SPECIFICATIONS

VALANCE

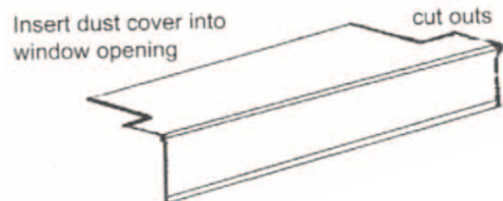
- Options - Square Wrap / Rounded Wrap (Included in retail price) or no Valance
- A 3-1/2" Valance is standard on each blind.

	Min Width	Max (Valance insert one piece)	Max (Valance insert 2 pieces)
VALANCE			
Square Wrapped (PVC)	6"	190"	196"
Square Wrapped (Fabric)	6"	190"	196"
Rounded Wrapped (PVC)	6"	175"	196"
Rounded Wrapped (Fabric)	6"	196"	n/a

VALANCE RETURNS		
	Standard	Custom Sized
Inside Mount	1 -3/4"	1 - 3/4" to 8"
Outside Mount	4 -3/4"	4 -3/4" to 8"

Inside Mount Valance

- Dust cover is notched and mounts directly into sill
 - Install brackets mount below dust cover
 - Notching allows dust cover to mount inside window allowing valance and returns to project outside sill
 - Standard return size is 1- 3/4"



Outside Mount

- Dust cover slides into valance clips and allows vane clearance.
- Standard return size is 4 - 3/4"

VALANCE RETURNS



- Valance Stabilizer**
A "rounded corner stabilizer" will be included to ensure the correct angle is achieved during installation. The component will connect the return to the entire length of the dust cover.



Inside Mount – No Returns (Valance made at 1/4" less than ordered size)



Inside Mount – Standard (1-3/4" Return size)



- Material Gripper**
A "material gripper" will be provided on rounded corner valances to ensure the return vane has a snug fit on the return edge. The gripper has a clear edge on the exposed portion of the valance return



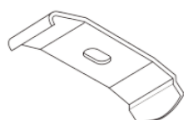
Outside Mount – Standard (4-3/4" Return Size)

BRACKETS

Space Brackets Evenly	
Blind Width	# of Brackets
Up to 41"	2
41 1/8" - 81"	3
81 1/8" - 121"	4
121 1/8" - 161"	5
161 1/8" - 192"	6

Note: Space brackets evenly apart from each other for optimum weight distribution. Uneven distribution may cause issues such as uneven vane alignment and light gaps. Make sure to install headrail on level surface as uneven surfaces may cause alignment issues.

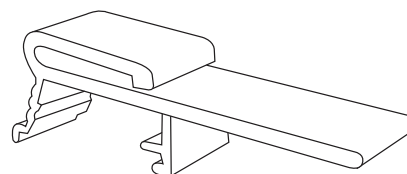
Inside Mount Clip



Outside Mounting Bracket

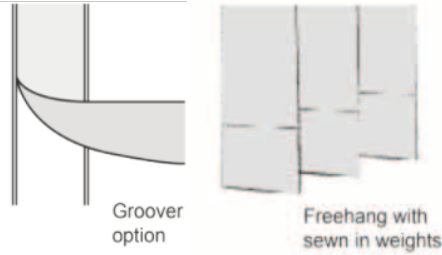


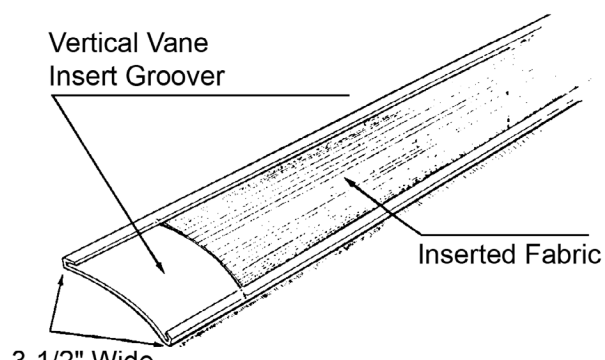
VALANCE CLIP (FOR OUTSIDE MOUNT ONLY)



PRODUCT SPECIFICATIONS

VANES - PVC	
Features	Benefits
Light Control	Vertical louvers rotate 180 degrees providing ultimate light, privacy and temperature control
Neutral colored back	PVC vanes provide color to your interior, but provide a neutral colored backing for a clean and consistent appearance to the exterior of your house
S- Curve	S- Curve vanes are not reversible. You must specify which direction the color should face at time of order. See page 14

VANES - FABRIC		
Features	Benefits	
Light Control	Vertical Louvers rotate 180 degrees providing ultimate light, privacy, and temperature control	 <p style="font-size: small; text-align: center;">Groover option Freehang with sewn in weights</p>
Sewn in weights (Standard)	Weights are sewn into a hem pocket, weights have no holes creating a clean, uncluttered look. Weight pockets are not sealed on the vertical edges.	
Insert Groover options	Adds privacy on fabric louvers. Provides a neutral look to the street for fabric louvers. Clear edge / lip on front; choice of white or ivory backing.	

INSERTED MATERIALS	
<ul style="list-style-type: none"> Insert vertical blinds provides advantages of decorator fabrics with the functional benefits of vinyl - energy efficiency, privacy light control and a uniform look from the outside. Each fabric deck indicates " Free Hang and/or "Insert Groover". This Information is also located on page 2 in our product guide. 	

REPLACEMENT VANES
<p>When ordering, please provide "exact height of vane".</p> <p>Fabric: Finished with a top vane hanger, finished bottom hem, and sewn in weight.</p> <p>Insert: Finished with attachment hole punched at top of vane.</p> <p>Groover: Buttons to secure inserted fabrics at top of vane also included.</p> <p>All others: Finished with attachment hole punched at top of vane.</p>

PRODUCT SPECIFICATIONS

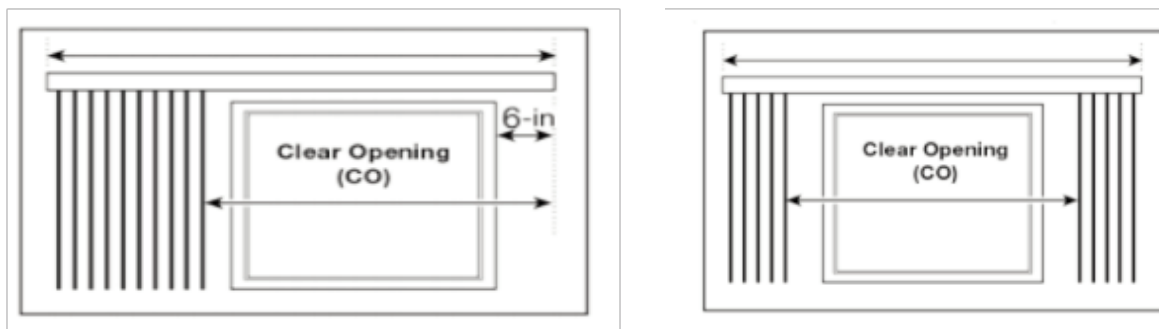
VANE COUNT & STACKING SPACE CHART

Vane Count: Use "Number of Vanes" column to order the correct number of vanes.

Stacking Space: Use "Stack Width" column to determine how much of the wall/ window will be covered when the blind is fully open.

Clear Opening: Use "Clear Opening" column to determine how much of the window will be showing when the blind is fully open.

One Way Draw Chart: The one-way draw chart assumes the blind will surpass the window opening by 6" on the idle side for more privacy and even coverage when blind is in the closed position..



DECOMATIC ONE-WAY DRAW

Clear Window Opening	Track Size	Number of Vanes	Stack Space
4 7/8	15 7/8	4	5
7 3/8	19	5	5 5/8
9 7/8	22 1/8	6	6 1/4
12 3/8	25	8	6 5/8
15	28	9	7
17 7/8	31 1/4	10	7 3/8
18 5/8	34 1/4	11	7 5/8
23 1/2	37 1/2	12	8
26 1/8	40 1/2	13	8 3/8
29 1/8	43 3/4	14	8 5/8
31 3/4	46 3/4	15	9
34 3/8	49 3/4	16	9 3/8
37 3/8	53	17	9 5/8
40	56	18	10
42 3/4	59 1/8	19	10 3/8
45 5/8	62 1/4	20	10 5/8
48 1/4	65 1/4	21	11
51 1/8	68 1/2	22	11 3/8
54 1/8	71 3/4	23	11 5/8
56 3/4	74 3/4	24	12
59 3/8	77 3/4	25	12 3/8
62 3/8	81	26	12 5/8
65	84	27	13
67 7/8	87 1/4	28	13 3/8
70 5/8	90 1/4	29	13 5/8
73 1/2	93 1/2	30	14
76 1/8	96 1/2	31	14 3/8
79 1/8	99 3/4	32	14 5/8
81 3/4	102 3/4	33	15
84 3/8	105 3/4	34	15 3/8
87 3/8	109	35	15 5/8
90	112	36	16
92 7/8	115 1/4	37	16 3/8
95 5/8	118 1/4	38	16 5/8
98 1/2	121 1/2	39	17

DECOMATIC SPLIT DRAW

Clear Window Opening	Track Size	Number of Vanes	Stack Space
101 1/8	124 1/2	40	17 3/8
103 7/8	127 1/2	41	17 5/8
106 3/4	130 3/4	42	18
109 3/8	133 3/4	43	18 3/8
112 3/8	137	44	18 5/8
115	140	45	19
117 7/8	143 1/4	46	19 3/8
120 5/8	146 1/4	47	19 5/8
123 1/2	149 1/2	48	20
126 1/8	152 1/2	49	20 3/8
128 3/4	155 1/2	50	20 3/4
131 3/4	158 3/4	51	21
134 3/8	161 3/4	52	21 3/8
137 1/4	165	53	21 3/4
140	168	54	22
142 5/8	171	55	22 3/8
145 1/2	174 1/4	56	22 3/4
148 1/2	177 1/2	57	23
151 1/8	180 1/2	58	23 3/8
153 3/4	183 1/2	59	23 3/4
156 3/4	186 3/4	60	24
159 3/8	189 3/4	61	24 3/8
161 1/4"	192	62	24 3/4

Clear Window Opening	Track Size	Number of Vanes	Stack Space
5 3/8	12 3/8	4	7
10 3/4	18 1/2	6	7 3/4
16 1/4	24 5/8	8	8 3/8
21 1/4	30 5/8	10	9 3/8
26 7/8	36 7/8	12	10
32 1/2	43 1/8	14	11 5/8
38	49 3/8	16	11 3/8
43 5/8	55 5/8	18	12
49 3/8	61 7/8	20	12 1/2
54 7/8	68 1/8	22	13 1/4
60 3/8	74 3/8	24	14
66 1/6	80 5/8	26	14 1/2
71 3/8	86 5/8	28	15 1/4
76 7/8	92 7/8	30	16
82 7/8	99 1/8	32	16 1/4
88 1/8	105 3/8	34	17 1/4
93 5/8	111 5/8	36	18
99 3/8	117 7/8	38	18 1/2
104 7/8	124 1/8	40	19 1/4
110 3/8	130 3/8	42	20
115 7/8	136 3/8	44	20 1/2
121 3/8	142 5/8	46	21 1/4
126 7/8	148 7/8	48	22
132 5/8	155 1/8	50	22 1/2
138 1/8	161 3/8	52	23 1/4
143 5/8	167 5/8	54	24
149 3/8	173 7/8	56	24 1/2
154 7/8	180 1/8	58	25 1/4
160 3/8	186 3/8	60	26
165 1/2	192	62	26 1/8

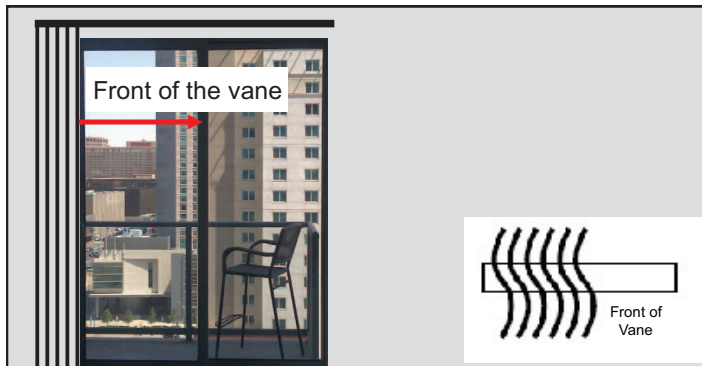
This one-way draw chart assumes the blind will surpass the window opening by 6 inches on the idle side.

VANE VIEW FOR S-CURVE VERTICALS

When placing an order for S- Curve Vertical Blinds:

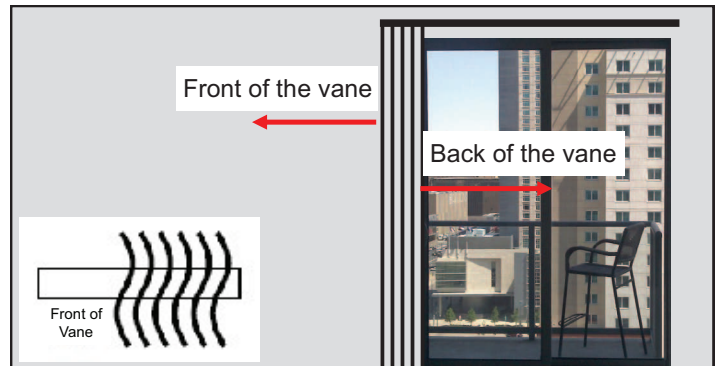
- Specify Stack Position AND Vane View direction
- See below for examples

NOTE: Order CAREFULLY as S Shaped Vanes CANNOT be flipped (reversed) during installation (whereas a curve vane is bi-directional)



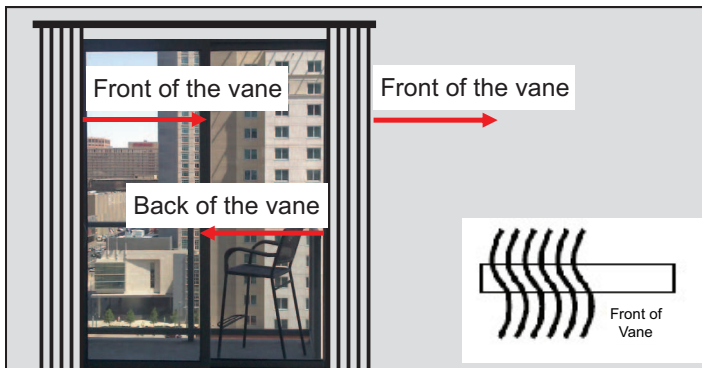
Left stack with vane view right

- The front side of the vane will face RIGHT when the vanes are in the open or stacked position.
- Control Position can be LEFT or RIGHT
- If LEFT CONTROL position is selected, controls will be partially hidden by vane stack



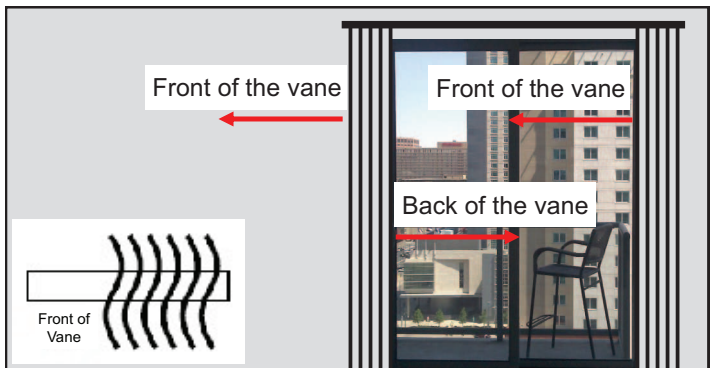
Left stack with vane view Left

- The front side of the vane will face LEFT when the vanes are in the open or stacked position.
- Control Position can be LEFT or RIGHT
- If LEFT CONTROL position is selected, controls will be partially hidden by vane stack



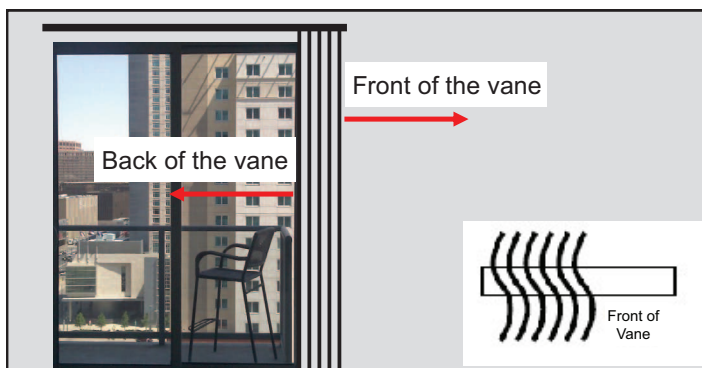
Split stack with vane view right

- The front side of the vane will face RIGHT when the vanes are in the open or stacked position.
- Control Position can be LEFT or RIGHT
- If RIGHT CONTROL position is selected, controls will be partially hidden by vane stack




Split stack with vane view left

- The front side of the vane will face LEFT when the vanes are in the open or stacked position.
- Control Position can be LEFT or RIGHT
- If RIGHT CONTROL position is selected, controls will be partially hidden by vane stack



Right stack with vane view right

- The front side of the vane will face RIGHT when the vanes are in the open or stacked position.
- Control Position can be LEFT or RIGHT



Right stack with vane view left

- The front side of the vane will face LEFT when the vanes are in the open or stacked position.
- Control Position can be LEFT or RIGHT



Midwest
Designer
Supply

1-888-523-2611

**Midwest Designer Supply, Inc.
N30W22377 Green Road Ste C
Waukesha, WI 53186
(262) 523-2600
Fax (262) 524-1007
www.midwestdesignersupply.com**

MDS - your one source for window fashions.